

GRADE 5

COUNTRY
HERITAGE
PARK



**The Early
Settler
Experience**

**How
Farms
Feed Us**

**Sustainability
and
Environmental
Awareness**



**Habitats,
Food Chains
and
Ecosystems**

**Arts in
the Park**

**Simple and
Complex
Machines**



Country Heritage Park



Country Heritage Park welcomes you back to enjoy our hands-on, fun and educational programmes – with some twists that will add to the experience: we have new programmes that completely compliment a wide range of the scholastic curriculum. Using the various buildings on our 80-acre property, Country Heritage Park is now able to bring multiple grades, multiple schools, and multiple programmes that allow for your students to interact as you intended for a school trip.

Functional, entertaining, we do it all with a flair for the historic, mix, in a does of reality, and begin the first steps of sending home a seasoned advocate for future generations of innovators and entrepreneurs. It is why we welcome you and your students with open arms, smiles, and a promise that we will provide you with an experience that will make you want to come back for more!





HOURS

HALF DAY MORNING	10:00AM – 11:30AM
HALF DAY AFTERNOON	12:00PM – 1:30PM
FULL DAY	10:00AM – 1:30PM

Payment Policy: Cash, Cheque, Visa, Mastercard

Contact Us:

8560 Tremaine Road

Milton, Ontario

L9T 2Y3

Phone Number: 905-878-8151

Toll-Free: 888-307-3276

Email: education@countryheritagepark.com

Litter-free Lunch: Lunch Program participants are encouraged to bring nut free, litter-free lunches and refillable drink bottles. Please note that CHP cannot guarantee that our facilities are nut-free.

Pricing: One teacher per class, two parents per class, and all educational assistants are admitted to the park for free. For pricing, please see this [link](#).

Special Needs: Country Heritage Park is fully accessible for all visitors. Please let us know if anyone in your group requires special assistance or accommodation, and we will do our best to provide the best experience possible.

Dressing for the Weather: Students should dress appropriately for all weather. They will be spending the majority of the time outdoors. During cold weather – boots, mitts, hats, and heavy coats are strongly encouraged. In warmer weather – sun hats, sunscreen, and bug spray are all recommended.

Cancellation Policy: Cancellations must be made 48 hours in advance with exception for inclement weather or bus cancellations.

5



Sustainability and Environmental Awareness



Environmental protection and awareness are fundamental to maintaining a balanced ecology.



Students will examine and brainstorm how environmental sustainability is an essential part of our personal growth and our responsibility as global citizens.

Science and Technology

Unit: Understanding Structures and Mechanisms: Forces Acting on Structures and Mechanisms



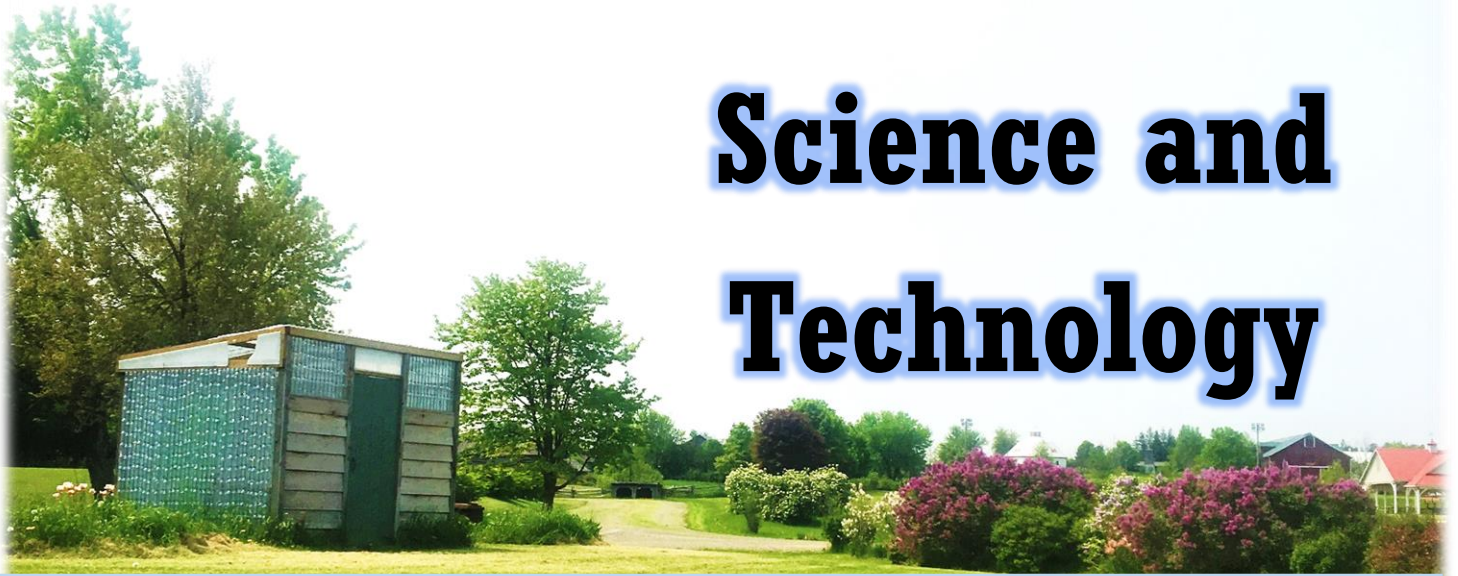
1. Analyse social and environmental impacts of forces acting on structures and mechanisms.

2. Investigate forces that act on structures and mechanisms.



3. Identify forces that act on and within structures and mechanisms and describe the effects of these forces on structures and mechanisms.

Science and Technology



Unit: Understanding Earth and Space Systems: Conservation of Energy and Resources



1. Analyse the immediate and long-term effects of energy and resource use on society and the environment and evaluate options for conserving energy and resources.

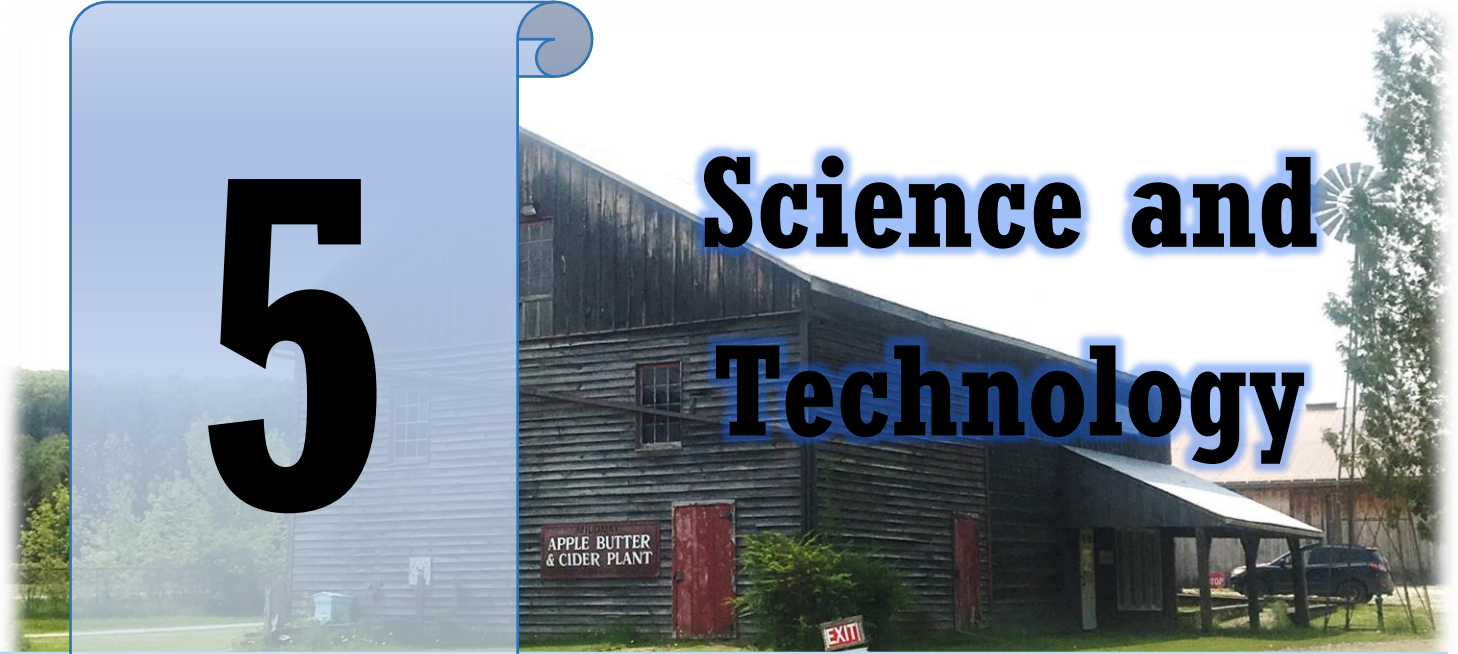
2. Investigate energy transformation and conservation.



3. Demonstrate an understanding of the various forms and sources of energy and the ways in which energy can be transformed and conserved.

5

Science and Technology




Programme Features



While looking at different forms of sustainable energy, students can examine how structures were created with the purpose of harnessing environmental forces.



For example, wind can have an impact on structures and mechanisms, but windmills were created to convert wind force into usable energy.

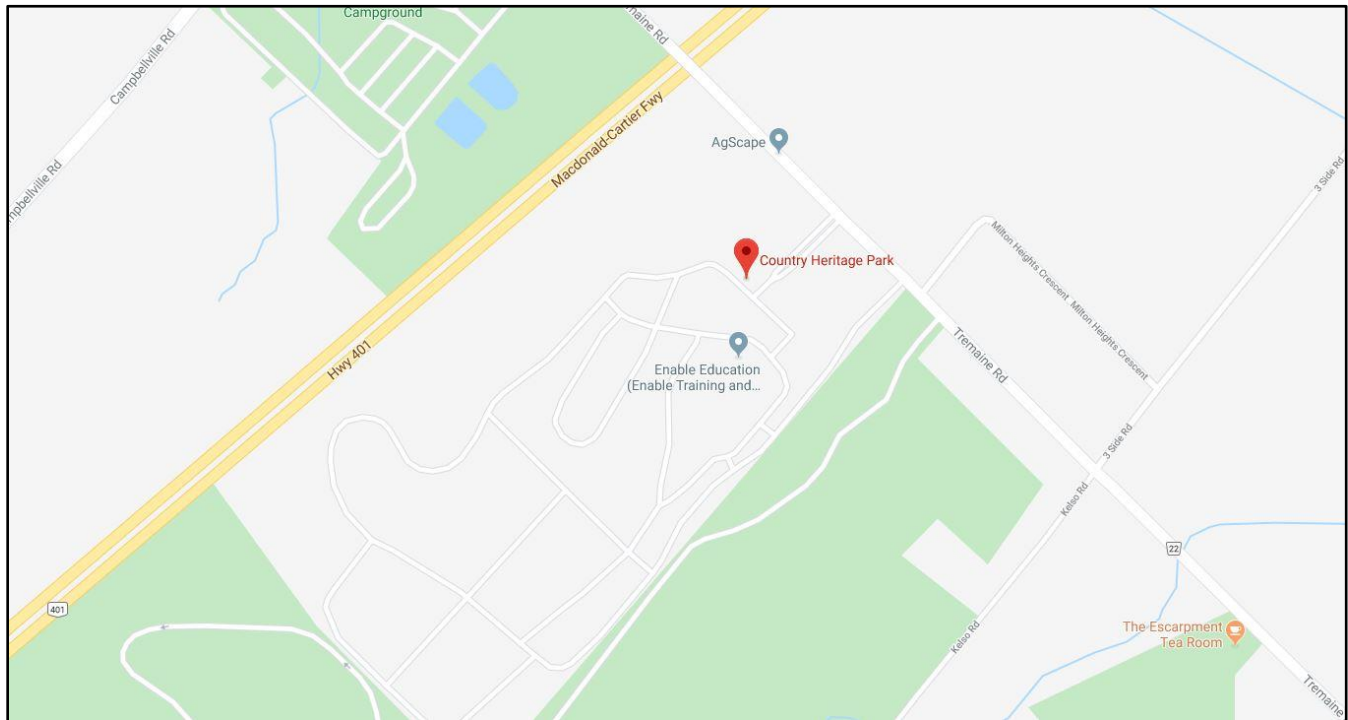


**Did you
have
something
else in
mind?**

**Contact
Country
Heritage
Park
to discuss.**

How to Get to the Park

**** If you GPS Country Heritage Park, please use Postal Code L9T 2X3**



Toronto/Mississauga via the 401

Take the 401 west to Highway 25 exit; go north and turn left onto James Snow Pkwy N. Follow James Snow Pkwy N. to the roundabout and proceed to second exit which is Campbellville Rd. Turn left onto Tremaine (hidden intersection); go over the 401 bridge and the Park is immediately on the right.

Toronto/Mississauga via the QEW

Take the QEW west to the Highway 25 exit; go north to Hwy 5; turn left and travel about 1.5 km to Tremaine Road (three-way intersection); turn right and travel about 13.5 km (past Derry Road). Take 2nd exit of the roundabout at Steeles Avenue. Turn right at stop sign to continue on Tremaine Rd. The Park is on the left, below the 401.

Hamilton/Burlington

Take Hwy 5 east beyond Guelph Line to Tremaine Road; turn left and travel 13.5 km (past Derry Road). Take 2nd exit of the roundabout at Steeles Avenue. Turn right at stop sign to continue on Tremaine Rd. The Park is on the left, just below the 401.

CONTINUED...

Guelph/Kitchener

Take the 401 east to Guelph Line North; turn left and drive north over the 401 to the first set of lights. Turn right onto Campbellville Rd. and travel east approx. 6 km to Tremaine Rd.; turn right and travel south. The Park is on the right just over the bridge over the 401.

Oakville

Take Hwy 5 west past Hwy 25 to Tremaine Road; turn right and go north for approx. 13.5 km (past Derry Road). Take 2nd exit of roundabout at Steeles Avenue; turn right at stop sign to continue on Tremaine Rd. The Park is on the left, just below the 401.

Acton

Take Hwy 25 south to Campbellville Rd. and turn right. On Campbellville Rd., turn left before Dublin Line to travel to lights at James Snow Pkwy N. and turn right. At the roundabout, take the 2nd exit onto Campbellville Rd. Turn left onto Tremaine Road and travel south over the 401 bridge. The Park is immediately on your right.

Georgetown

Travel south on Trafalgar Road to 5 Sideroad; turn right onto 5 Sideroad which will become Campbellville Rd. west of Hwy 25. Turn left before Dublin Line to travel to lights at James Snow Pkwy N. and turn right. At the roundabout take the 2nd exit onto Campbellville Rd.; turn left onto Tremaine Rd. and the Park is on the right, immediately below the 401.

Brampton/Bramalea

Take Steeles Avenue west, past Peru Rd. to the roundabout. Take the 1st exit at the roundabout and follow to the stop sign; turn right onto Tremaine Rd. The Park is on the left, immediately below the 401.



We look forward to seeing you soon...



@CountryHeritagePark



@CountryHeritagePark



@CountryHeritagePark



<https://www.countryheritagepark.com/education>